

# XMM-Newton CCF Release Note

XMM-CCF-REL-225

## Update of EPIC MOS gain

Martin Stuhlinger, Darren Baskill

March 15, 2007

### 1 CCF components

Name of CCF	VALIDATE (start of val. period)	EVALDATE (end of validity period)	List of Blocks changed	CAL VERS.	XSCS flag
EMOS1_ADUCONV_0042	1999-12-10T00:00:00	2000-07-15T12:00:00	OFFSET_GAIN		NO
EMOS1_ADUCONV_0043	2000-07-15T12:00:01	2000-11-09T12:00:00	OFFSET_GAIN		NO
EMOS1_ADUCONV_0044	2000-11-09T12:00:01	2001-04-18T00:00:00	OFFSET_GAIN		NO
EMOS1_ADUCONV_0045	2001-04-18T00:00:01	2001-08-18T00:00:00	OFFSET_GAIN		NO
EMOS1_ADUCONV_0046	2001-08-18T00:00:01	2001-09-26T22:00:00	OFFSET_GAIN		NO
EMOS1_ADUCONV_0047	2001-09-26T22:00:01	2001-11-25T12:00:00	OFFSET_GAIN		NO
EMOS1_ADUCONV_0048	2001-11-25T12:00:01	2002-05-16T05:00:00	OFFSET_GAIN		NO
EMOS1_ADUCONV_0049	2002-05-16T05:00:01	2002-11-07T05:00:00	OFFSET_GAIN		NO
EMOS1_ADUCONV_0050	2002-11-07T05:00:01	2003-11-09T18:00:00	OFFSET_GAIN		NO
EMOS1_ADUCONV_0051	2003-11-09T18:00:01	2005-01-21T18:00:00	OFFSET_GAIN		NO
EMOS1_ADUCONV_0052	2005-01-21T18:00:01	2005-07-24T01:00:00	OFFSET_GAIN		NO
EMOS1_ADUCONV_0053	2005-07-24T01:00:01	2005-10-19T19:00:00	OFFSET_GAIN		NO
EMOS1_ADUCONV_0054	2005-10-19T19:00:01		OFFSET_GAIN		NO
EMOS2_ADUCONV_0043	1999-12-10T00:00:00	2000-07-15T12:00:00	OFFSET_GAIN		NO
EMOS2_ADUCONV_0044	2000-07-15T12:00:01	2000-11-09T12:00:00	OFFSET_GAIN		NO
EMOS2_ADUCONV_0045	2000-11-09T12:00:01	2001-04-18T00:00:00	OFFSET_GAIN		NO
EMOS2_ADUCONV_0046	2001-04-18T00:00:01	2001-08-18T00:00:00	OFFSET_GAIN		NO
EMOS2_ADUCONV_0047	2001-08-18T00:00:01	2001-09-26T22:00:00	OFFSET_GAIN		NO
EMOS2_ADUCONV_0048	2001-09-26T22:00:01	2001-11-25T12:00:00	OFFSET_GAIN		NO
EMOS2_ADUCONV_0049	2001-11-25T12:00:01	2002-05-16T05:00:00	OFFSET_GAIN		NO
EMOS2_ADUCONV_0050	2002-05-16T05:00:01	2002-11-07T05:00:00	OFFSET_GAIN		NO
EMOS2_ADUCONV_0051	2002-11-07T05:00:01	2003-11-09T18:00:00	OFFSET_GAIN		NO
EMOS2_ADUCONV_0052	2003-11-09T18:00:01	2005-01-21T18:00:00	OFFSET_GAIN		NO
EMOS2_ADUCONV_0053	2005-01-21T18:00:01	2005-07-24T01:00:00	OFFSET_GAIN		NO
EMOS2_ADUCONV_0054	2005-07-24T01:00:01	2005-10-19T19:00:00	OFFSET_GAIN		NO
EMOS2_ADUCONV_0055	2005-10-19T19:00:01		OFFSET_GAIN		NO

## 2 Changes

A new set of ADUCONV CCFs have been generated which include updated values for the gain parameters. This new set of CCFs covers the same time periods as the previous ADUCONV CCFs (MOS1 issue 29–41, MOS2 issue 29–42, see XMM-CCF-REL-161 and XMM-CCF-REL-222).

These new gain parameters have been tuned to suppress the residuals present in the energy scale using previous CCFs. The replacement CCFs, as with their previous versions, assume a linear relationship between the charge deposited inside a pixel and the energy of the detected X-ray:

$$E_{\text{eV}} = \text{gain} \times E_{\text{charge}} + \text{offset}$$

The new gain and offset values have been calculated from observations of the on-board calibration sources, which offer three spectral lines: Al  $K\alpha$  at 1486.57 eV (Suresh et al 2000, J. Phys. B. At. Mol. Opt. Phys. 33), Mn  $K\alpha$  at 5895.75 eV and Mn  $K\beta$  at 6489.97 eV (Holzer et al 1997, Phys. Rev. A, 56, 6). The derived gain and offset values used in each CCF are averaged values taken from the calibration observations made during the corresponding CCF time period. Starting at rev. 918, the MOS calclosed observations are performed during slews. For the analyses, several slew calclosed observations were combined to achieve reasonable statistics.

However, observations during eclipse seasons have been neglected, since the cooler EPIC MOS Analogue Electronics (EMAE) require a smaller gain correction. This effect is most notable in the calibration observations, since these were performed immediately after the end of the eclipses; by the time science observations commence, the EMAE has returned to its nominal temperature and so this temperature variation during eclipse has no impact on science observations.

Calculating the linear gain term, further spurious points that deviate from the mean value by more than 5 times the average error of the points are also rejected; such rejection is not required for the constant offset term.

## 3 Scientific Impact of this Update

For all CCDs and all time periods, the energy scale is now reconstructed to about 5 eV or better for the entire energy range. The improvement of this new gain on existing data is expected to be less than 5–10 eV at 6 keV, and less than 5 eV at 1.5 keV.

The new set of ADUCONV CCFs are released together with a new set of CTI CCFs (MOS1 issues 30–42, MOS2 issues 31–43, see XMM-CCF-REL-224), since the new cti with old gains, and old cti with new gains may give unexpected results!

## 4 Estimated Scientific Quality

The energy scale accuracy is better or about 5 eV over the whole energy range for i) not too bright sources and ii) outside of eclipse seasons (at the start of revolutions). In the latter two cases, as explained in XMM-CCF-REL-124, the energy scale can be significantly over-corrected.



## 5 Test procedures & results

The new ADU CONV CCFs have been tested with SASv7.0. The results of the new CCFs are presented in Fig. 1 to Fig. 4.

## 6 Expected Updates

None.

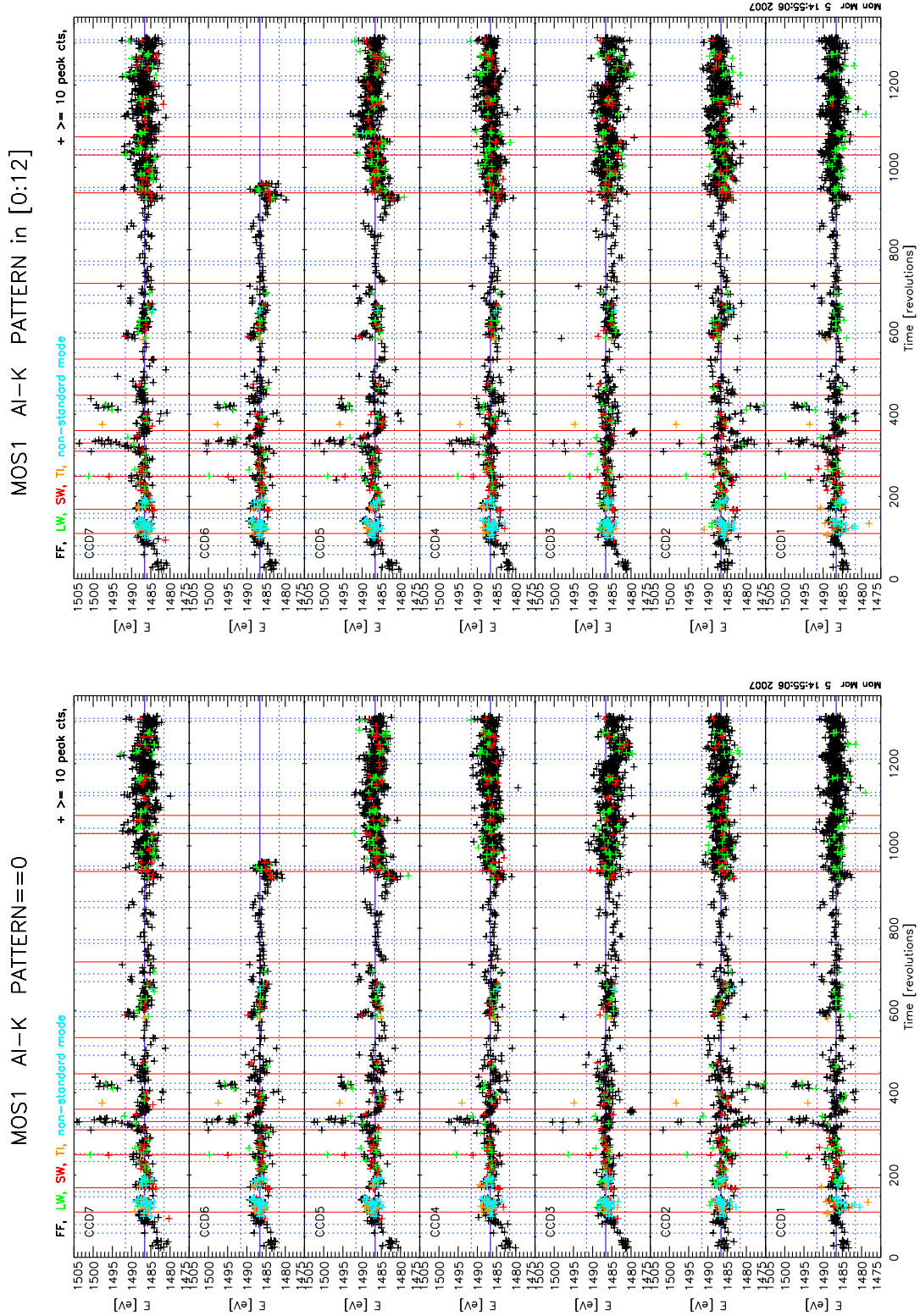


Figure 1: MOS1 Al  $K_{\alpha}$  line energy scale using the new ADU CONV-0042-54 CCFs. Eclipse seasons are indicated by vertical blue lines, CCF epochs by red lines. The horizontal solid line represents the laboratory line energy, the dotted lines the  $\pm 5$  eV deviations.




Figure 2: MOS1 Mn K $\alpha$  line energy scale using the new ADU CONV-0042-54 CCFs. Eclipse seasons are indicated by vertical blue lines, CCF epochs by red lines. The horizontal solid line represents the laboratory line energy, the dotted lines the  $\pm 5$  eV deviations.

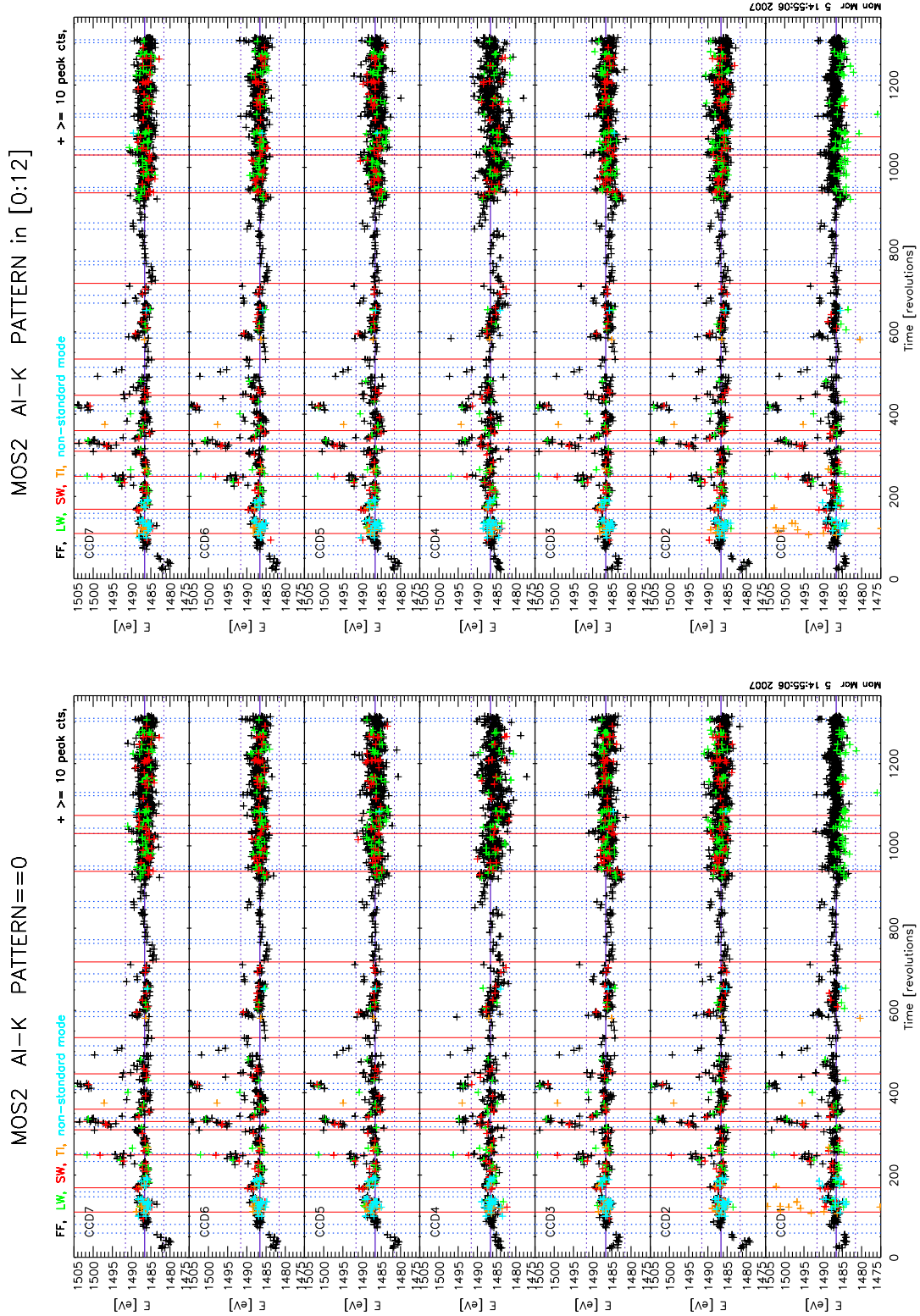


Figure 3: MOS2 Al  $K_{\alpha}$  line energy scale using the new ADU CONV-0043-55 CCFs. Eclipse seasons are indicated by vertical blue lines, CCF epochs by red lines. The horizontal solid line represents the laboratory line energy, the dotted lines the  $\pm 5$  eV deviations.



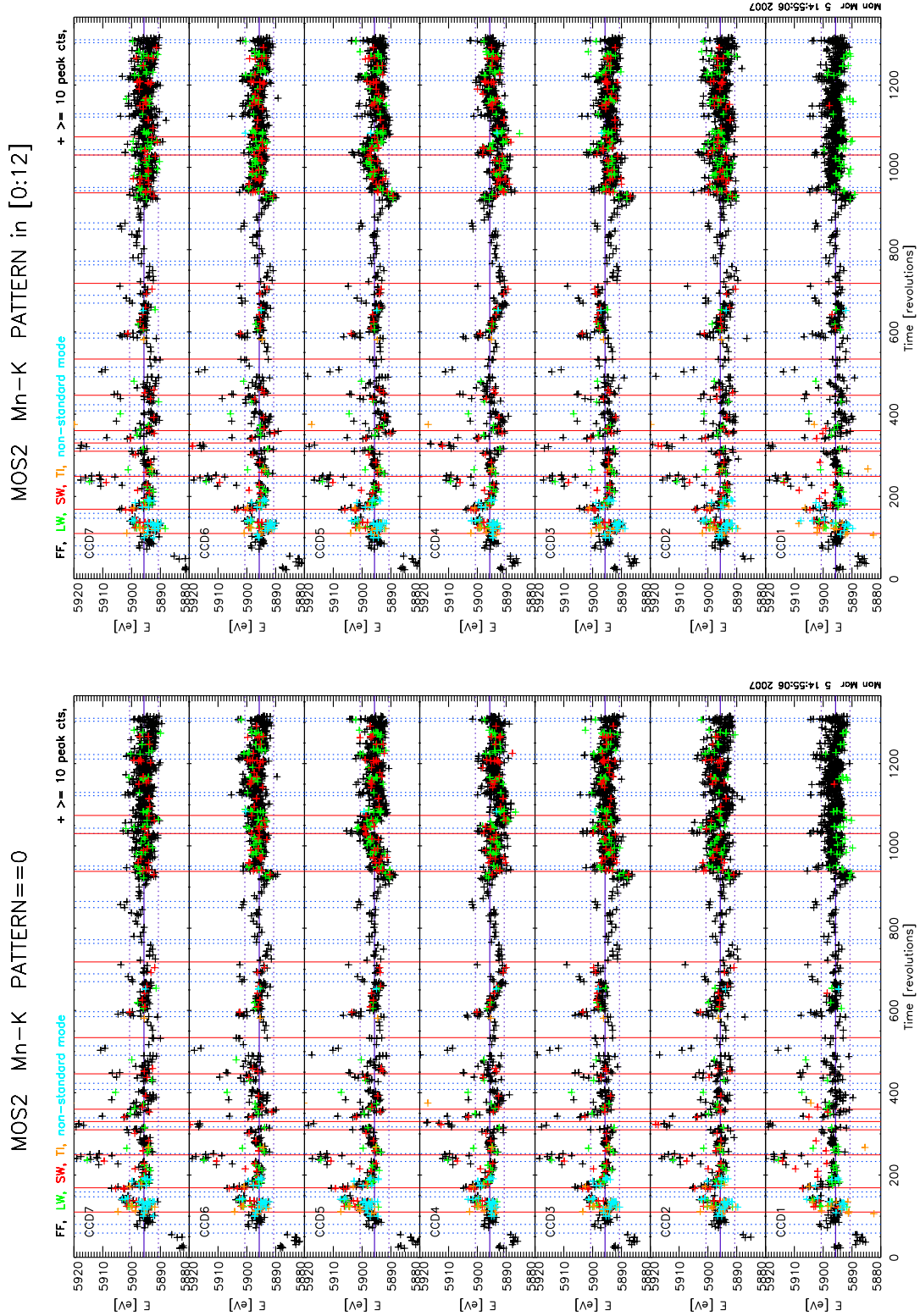


Figure 4: MOS2 Mn  $K_{\alpha}$  line energy scale using the new ADU CONV-0043-55 CCFs. Eclipse seasons are indicated by vertical blue lines, CCF epochs by red lines. The horizontal solid line represents the laboratory line energy, the dotted lines the  $\pm 5$  eV deviations.